

YUASA

SWL-Series - Valve Regulated Lead Acid Battery SWL2500T (FR)

INFORMATION

INSTALLATIONS

Can be installed and operated in any orientation except permanently inverted.

HANDLES

Batteries must not be suspended by their handles (where fitted).

VENT VALVES

Each cell is fitted with a low pressure release valve to allow gasses to escape and then reseal.

GAS RELEASE

VRLA Batteries release hydrogen gas which can form explosive mixtures in air. Do not place inside a sealed container.

RECYCLING


YUASA's VRLA batteries must be recycled at the end of life in accordance with local and national laws and regulations.

3RD PARTY CERTIFICATIONS

- ISO 9001 - Quality Management Systems
- ISO 14001 - Environmental Management Systems
- EN 18001 - OHSAS Management Systems
- TL4423-6 by DeTelmobilien
- UNDERWRITERS LABORATORIES Inc.

STANDARDS

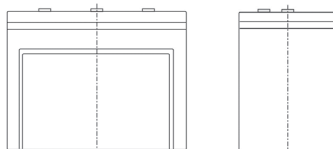
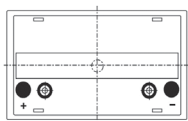
- IEC61056
- IEC60896-21/22



YUASA SWL2500T (FR)



LAYOUT



CONTACT



Waarderveldweg 3
2031 BK Haarlem
Web www.intercel.nl

Email sales@intercel.nl
Tel +31 (0)23-514 99 00
Fax +31 (0)23-532 25 83

SPECIFICATIONS	
Nominal voltage	12V
10-min rate Constant Power to 9.6V at 20°C	2500 Watts
10-min rate Constant Power to 1.6V/cell at 20°C	416.67 Watts
10-hr rate Capacity to 10.8V at 20°C	90 Ah
DIMENSIONS	
Length	305 (±3) mm
Width	173 (±3) mm
Height	220 (±3) mm
(height over terminals)	223 (±3) mm
Mass (typical)	31 kg
TERMINAL TYPE	
Female threaded terminal	M6 mm
Torque	4.8 Nm
OPERATING TEMPERATURE RANGE	
Storage (in fully charged condition)	-15°C to +40°C
Charge	-15°C to +50°C
Discharge	-15°C to +50°C
STORAGE	
Capacity loss per month at 20°C (approx)	3%
CASE MATERIAL	
Standard Option	ABS (UL94:HB)
Flame retardant option (FR)	ABS (UL94:V0)
CHARGE VOLTAGE	
Float charge voltage at 20°C	13.65 (±1%) V 2.275 (±1%) V/cell
"Float Charge voltage temperature correction factor (for variations from the standard 20°C)"	-3 mV/cell/°C
Cyclic (or Boost) charge at 20°C	14.5 (±3%) V 2.42 (±3%) V/cell
"Cyclic Charge voltage temperature correction factor (for variations from the standard 20°C)"	-4 mV/cell/°C
CHARGE CURRENT	
Float charge current limit	No limit
Cyclic (or Boost) charge current limit	22.50 A
MAXIMUM DISCHARGE CURRENT	
1 second	598 A
1 minute	276 A
SHORT-CIRCUIT CURRENT & INTERNAL RESISTANCE	
(according to EN IEC 60896-21)	
Internal resistance	5.64 mΩ
Short-Circuit current	2547 A
IMPEDANCE	
Measured at 1 kHz	6 mΩ
PERFORMANCE & CHARACTERISTICS	
Refer to the technical manual	SWL
DESIGN LIFE	
EUROBAT Classification: High Performance	10 to 12 years
Yuasa design life (at 20°C)	up to 10 years